

# Year 1 – Holly Class



Meet the Teacher  
2023-2024

# Year 1 team



**Miss Lottie Paul**  
Full time class  
teacher



**Mrs Coral McLean**  
Mon – Fri mornings and 3  
afternoons (Mon, Tues,  
Weds)  
Class TA  
PPA cover – Mon PM  
Interventions – Tues and  
Weds PM



**Mrs Fee Wilding**  
Mon – Fri mornings  
1:1 support



**Mrs Nanda Lee**  
Mon – Fri afternoons  
1:1 support

**Mrs Amy Sunderland**  
Mon – Fri until  
2.45pm 1:1 support



# Year 1 timetable

	8.45-8:55	9:05 - 9:45	9:50 - 10:40	10.40 – 10.50	10:50 - 11:05	11:05 -12:15	12:15 - 1:15	1:15-1:25	1.25 - 2:20	2:20 - 3:20	3pm
Monday	Register and Flashback 4	Phonics	Model rainbow challenges Independent learning time	TIDY UP TIME	Values	Maths Independent learning time	LUNCH	Register and story	PE with sports coaches	PSHE with Mrs McLean	Story Time
Tuesday			English Independent learning time		Open the book	Maths Independent learning time			Topic	Independent learning time	
Wednesday			English Independent learning time		Singing	Maths Independent learning time			Science	Independent learning time	
Thursday			English Independent learning time		Collective Worship	Maths Independent learning time			PE with Miss Paul	Independent learning time	
Friday			English Independent learning time		Learn Its	Maths Independent learning time			RE	Independent learning time	2:50 pm Celebration Assembly





# Rainbow Challenges



Rainbow Challenges T1 W3 WB 18.09.23		
Enquiry	Identify what humans need to survive (food, water, air, shelter).	<input type="radio"/>
Art	Use the sponges and paint to create a repeating pattern.	<input type="radio"/>
Maths	Build towers to represent the numbers.	<input type="radio"/>
Phonics	Play a treasure and trash game with a friend.	<input type="radio"/>
Writing	Fill in the speech bubbles to show what the pigs and wolf might be saying.	<input type="radio"/>



Connected Curriculum Theme: Identity and Diversity

Global Theme Progression: Similarities and differences between people in local setting and also in wider contexts. What contributes to self-identity and belonging.

Global Theme Attitudes: Sense of identity and self-esteem

Topic: Homelessness (see our class page on the school website for a summary)

Our Big Question: How can we help a person or animal who doesn't have a home?



Term 1 Learning Questions:

Who am I? What does home mean to me? What do I need to survive? What is the human life cycle? How do we change as we grow? What significant events have happened in my life? Can I order these events on a timeline? What does it mean to be part of a community? What are homes like in our community? How have homes changed over time? How can we make a difference to help people without homes?

Term 2 Maxi Product Outcome:

To create a poster using media skills to encourage peers within school to donate a shoebox (Samaritan's Purse Collection Week 13-20<sup>th</sup> November) and raise money at the KS1 nativity performance.



Some Facts (Knowledge & Understanding)		Skills		Vocabulary Dozen			
All animals, including humans, are born, they get older and bigger and some will go on to have children. In the end, all animals die. We call this a life cycle. Animals are small when they start life. Over time they grow bigger and their bodies change. When they are grown up, they might reproduce and have young animals of their own. These children will get older and may eventually also have children too, and so the life cycle keeps going! All animals have three basic needs for survival which are air, water and food.		<b>Empathy</b> - Children will be able to talk about identity and diversity using an awareness of and concern for people's feelings. They will be able to demonstrate an interest in and concern for others outside their immediate circle and in a context different to their own.		Identity	the set of qualities and beliefs that make one person or group different from others	Diversity	Diversity means differences. People may be different in many ways, including race or ethnicity, age, disabilities, language, culture, appearance, or religion.
To grow into a healthy adult, we must eat a balanced diet and exercise. Being active and exercising keeps our body and minds healthy.				Hygiene	the practice of keeping clean to stay healthy and prevent disease	Community	A community is a group of people living in a particular area.
To stop germs from spreading, it is important to be hygienic. Microorganisms are tiny living things that we cannot see without the help of a special piece of equipment called a microscope. There are different types of microorganisms and many of them are actually useful to us. Germs are normally what we call the microorganisms that can make us sick.		<b>Managing change</b> - Children will be able to describe feelings about changes in own life and locality.		Life cycle	a series of stages a living thing goes through during its life	Neighbourhood	a district or community within a town or city
When you are active, you should find your breathing gets faster and you feel warmer. Your heart rate will also increase. The number of times your heart beats in a minute is called your pulse.				Life processes	series of actions that are essential to determine if an animal is alive, such as movement, respiration, sensitivity, growth, reproduction, excretion and nutrition or MRS GREN.	Significant event	A big moment or event in your life, such as starting school
				Habitat/ microhabitat	a place that an animal lives/ a small specialised habitat within a larger habitat	Chronological order	The arrangement of things following one after another in time.
				Observe/ observation	the method of watching, listening, asking questions, documenting, and analysing	Route	a road or course of travel from one place to another

Subject	Term 1 Learning		
Core Text & Writing	Narrative: The Three Little Pigs Outcome: Retell a story 	Narrative: Lost and Found by Oliver Jeffers Outcome: Write a first person recount 	Write to entertain: Seasonal poetry (autumn/harvest) 
Reading Skills	Learning set 1, 2 or 3 RWInc sounds. Reading red words (common exception words) Reading green words containing special friends (digraphs) or chatty sounds (split digraphs). 		
Mathematics	Place Value within 10 Addition and Subtraction within 10		
Geography	Locational knowledge and using maps		
History	Significant events in own life (chronology skills)		
Computing	Online safety		
Physical Education (Monday and Thursday)	Bristol Sport (Monday): Gymnastics Miss Paul (Thursday): Handball		
Art/DT	Art - Explore relief printing Printing inspired by Ben Nicholson, Claude Flight and Paul Klee (artist study)		
Jigsaw	Being me in my world		
Religious Education	What makes places sacred? Christianity, Hinduism and Judaism		
Music	My Musical Heartbeat - Every piece of music has a heartbeat - a musical heartbeat. In music, we call it the 'pulse' or the 'beat' of the music. When you are listening and singing to the music and songs in this Unit, try to find and keep the pulse or steady beat together. You might march, clap or sway in time - find a movement that helps you to keep the beat.		
Science	Materials		



# Home Learning

## Books to be in school every Thursday please

### St Helens CofE School Menu

Autumn Term

Global Theme: Identity and Diversity

Big Question: How can we help someone who doesn't have a home?

Topic: Homelessness


#### Main Course

#### Big Maths Learn Its and Times Tables

A few juicy mathematical facts for you to learn off by heart: rapid, very rapid recall! These progress systematically and need quick reactions and no fingers! Not forgetting to make the most of **FunKey Maths Times Tables Cards**, **Times Tables Rock Stars** and **Numbots** to try and beat your personal best!

#### Reading

A true sharing treat! Children and families can read and discuss books together after school, before school, in the car, in fact this treat can be enjoyed anytime and almost anywhere. Read the RWI storybook, RWI Book bag book or your reading for pleasure book with a friend or family member.



LEARN ITS  
Challenges!

Steps 1, 2 & 3

Name:  
Class:  
Date:

Step 1

$$1 + 1 =$$

$$2 + 2 =$$



Step 2

$$4 + 4 =$$

$$3 + 3 =$$

$$5 + 5 =$$

Step 3

$$2 + 3 =$$

$$2 + 1 =$$



LEARN ITS  
Challenges!

Steps 2, 3 & 4

Name:  
Class:  
Date:

© Andrell Education

MY BEAT THAT! SCORE WAS .....



www.oxfordowl.co.uk

Step 2

$$4 + 4 =$$


$$3 + 3 =$$

$$5 + 5 =$$

Step 3

$$2 + 3 =$$

$$2 + 1 =$$



Step 4

$$1 + 9 =$$

$$6 + 4 =$$

$$3 + 7 =$$

$$8 + 2 =$$

$$5 + 5 =$$

© Andrell Education

MY BEAT THAT! SCORE WAS .....

WK: 1 Score:

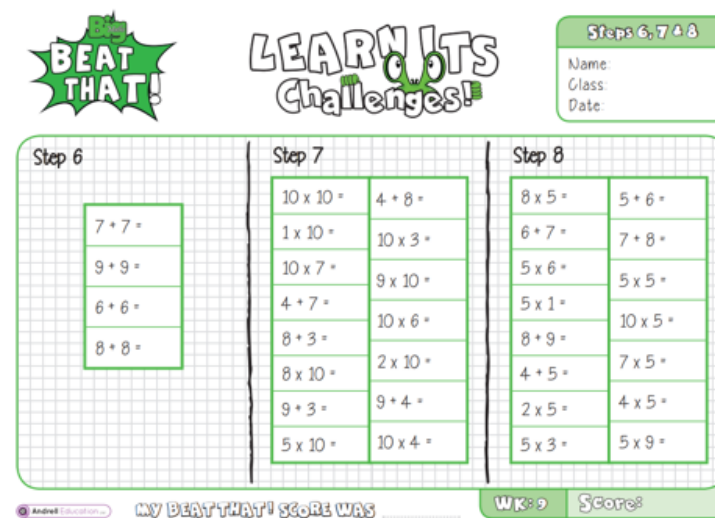
Learn Its explained in more detail:

Learn Its are facts that are vitally important for the children to learn and be able to recall instantly, with no thinking time. The title perfectly describes what we want the children to do, 'Just learn it!' There are 36 addition Learn Its (all the 1 digit add 1 digit facts from 2+2 through to 9+9) and 36 multiplication Learn Its (all of the 1 digit times 1 digit facts).

Every Friday at St Helen's, the children engage with a Learn Its test. The children answer a number of Learn Its questions within a set time which is 1 minute (unless they are on 'Ultimate' which is 1.5 minutes) and there is a Big Maths Jingle for this. The children aim to complete as many questions as they can within the time available. Once the children have finished the test and marked their answers, they highlight three facts which either they didn't complete, found tricky to answer or got incorrect to practise over the upcoming week as home learning. If the children complete all questions correctly within the time provided, they move up a Learn Its level and this is updated on the progress tracking document.

Learn Its will  
start this  
Friday 22<sup>nd</sup>  
September

The aim is for  
Year 1  
children to be  
on Step 7 by  
the end of  
Year 1.





# Read Write Inc.

## Phonics

	YR children can:	Y1 children can:	Y2 children can:
End of Autumn 1	Read single-letter Set 1 sounds	Read Purple Storybooks; read some Set 2 sounds	Read Blue Storybooks with increasing fluency and comprehension
End of Autumn term	Read all Set 1 sounds; blend sounds into words orally	Read Pink Storybooks; read all Set 2 sounds	Read Grey Storybooks
End of Spring 1	Blend sounds to read words; read short Ditty stories	Read Orange Storybooks; read some Set 3 sounds	Read Grey Storybooks with fluency and comprehension
End of Spring term	Read Red Storybooks	Read Yellow Storybooks	Access RWI Comprehension and Spelling programmes
End of Summer 1	Read Green Storybooks; read some Set 2 sounds	Read Yellow Storybooks; read all of Set 3 sounds	Access RWI Comprehension and Spelling programmes
End of Summer term	Read Green or Purple Storybooks	Read Blue Storybooks	Access RWI Comprehension and Spelling programmes

Ditty photocopy masters
Red ditty books
Green story books
Purple story books
Pink story books
Orange story books
Yellow story books
Blue story books
Grey story books

## Side Orders

These optional extras will add a bit of variety to the main menu!

**English** – Write a postcard from a penguin. Use our story 'Lost and Found' to give you some ideas. You can use a real postcard or make your own. Who would he/she write to?

**Vocabulary** – Can you create vocabulary mind maps for some of our vocabulary dozen words? For example, write the meaning in your own words, write the word in a sentence, find other words with the same meaning and draw a picture that reminds you of the word. You could use these words to play charades at home!

**History and ICT** – Create a timeline to show significant events in your own life. You could try to type it up on a computer and add photos.

**Geography** – Show where you have lived on a map of South Gloucestershire/ the UK/ the World.

**Science** – Keep a tally chart of all the wildlife you see in your local area/ your garden. Take some pictures or draw what you observe. Write a caption or brief description.

**Talk** - Make time to talk to your family. Amaze them with your knowledge! This could be about topic, science or any subject from school. Bring in a photo or write a recount of your sharing time.

Home learning to be shared in the class on Friday afternoons.

Please add any pictures to your child's **Portfolio on Class Dojo**, not in the private messenger as things get lost!

Thank you.

**Art** – Explore the work of an artist and create a landscape picture in their style. What animals may live in that habitat?

**DT** – Have fun creating your own 2D or 3D penguin. Try to use a range of materials. How many of your materials are you reusing? Can you make it stand up?

# Common Exception Words

## Year 1 Common Exception Words

the	is	no	one
a	his	go	once
do	has	so	ask
to	I	by	friend
today	you	my	school
of	your	here	put
said	they	there	push
says	be	where	pull
are	he	love	full
were	me	come	house
was	she	some	our
	we		

## Year 2 Common Exception Words

after	class	floor	most	pretty
again	climb	gold	move	prove
any	clothes	grass	Mr	should
bath	could	great	Mrs	steak
beautiful	cold	half	old	sugar
because	door	hold	only	sure
behind	even	hour	parents	told
both	every	improve	pass	water
break	everybody	kind	past	whole
busy	eye	last	path	who
child	fast	many	people	wild
children	father	mind	plant	would
Christmas	find	money	poor	



# St Fagans School Trip

## Wednesday 8<sup>th</sup> November




We also have another school trip to Noah's Ark in the Spring Term!





# Phonics Check

- During May 2024
- Estimated to take 5 – 10 minutes
- Carried out with Miss Paul.
- Pass mark: 32/40.
- Children who do not meet the expected standard will be expected to take the check again in Year 2.



Alien  
words

joil



chort



Real  
words

label

vanish



- Communicate key messages, home learning and to showcase learning or highlights from the school day.
- You can contact me via Class Dojo message and I will respond in due course. **I have set quiet hours to be from 5pm – 7am.**
- For organisational or urgent messages, such as absence or school pick up, please contact the office who will inform us.
- We have an open door policy and we are able to have informal conversations at the end of the day. However, if you would like a longer or private conversation, please contact us to arrange this.
- Parents Evening will be coming up at the start of Term 2.

# Helpers wanted!



Please let me know if you are available to come in and help. We are always in need of adults listening to children read, practicing maths facts, extra phonics practise etc. You will need to complete a DBS through the school office. Thank you!



**Thank you so much for joining me today.**